All Pages Of This Edition Approved			
Signature:		Date:	

REV.	DESCRIPTION	DATE
AO	新出图	2012/6/8

PIN	SYMBOL
1	VSS
2	VDD(+5V)
3	V0
4	R/S
5	R/W
6	E
7	DB0
8	DB1
9	DB2
10	DB3
11	DB4
12	DB5
13	DB6
14	DB7
15	A(5V)
16	K

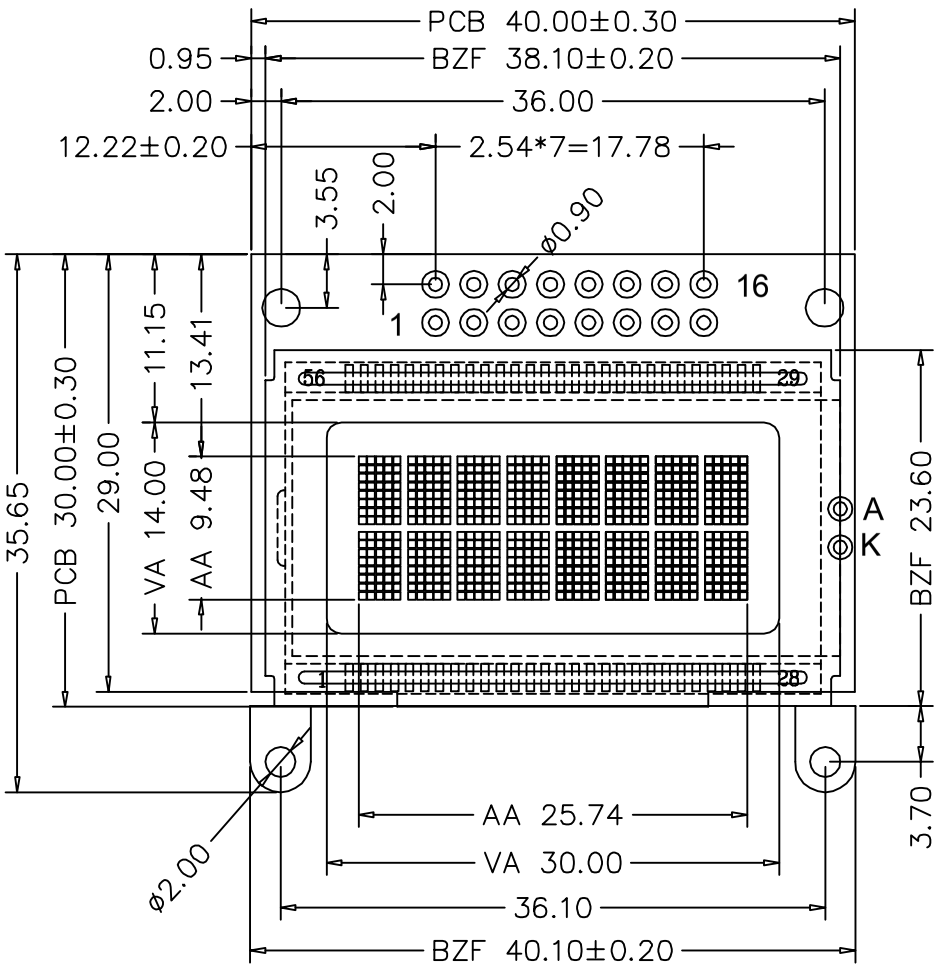

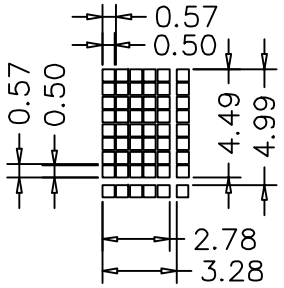

SCALE: 1.6 : 1

VIEWING DIRECTION

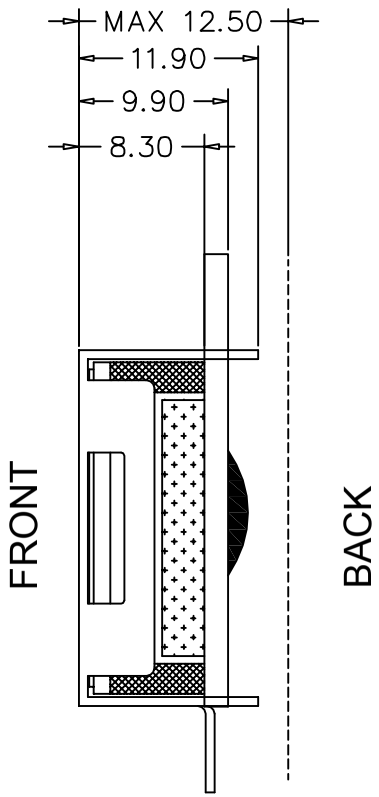

Specifications:
1. Display Mode: STN/Blue/TransMissive/Negative.
2. Viewing Angle: 6 O'clock.
3. Drive Method: 1/16Duty 1/5 Bias, Vop=5.0V
4. Top: −20°C~+70°C, Tst: −30°C~+80°C.
5. Connector: PIN.
6. Backlight: 1pcs White LED side Backlight. If=20mA & Vf=3.0±0.1V
   Luminance: Min 20cd/m2(With LCD); Uniformity: 75%.
7. Drive IC:SPLC780D1−001A
8. RoHS Compliant: Yes.
9. With" * " Mark Dimensions Are Important Dimensions.

LUMMAX ELECTRONICS CO., LTD

Unspecified Tolerance: ±0.20	UNITS: mm	DATE:	MODE NUMBER : 0802C-1-NTUSW-R_A0		SHEET:	1 Of 2
DESIGN BY:	luojinwei	2012/6/8				
CHECKED BY:					DATE:	2012/6/8
CUSTOMER NO:			DO NOT SCALE THIS DRAWING.	PROJECTION		

由 Autodesk 教育版产品制作