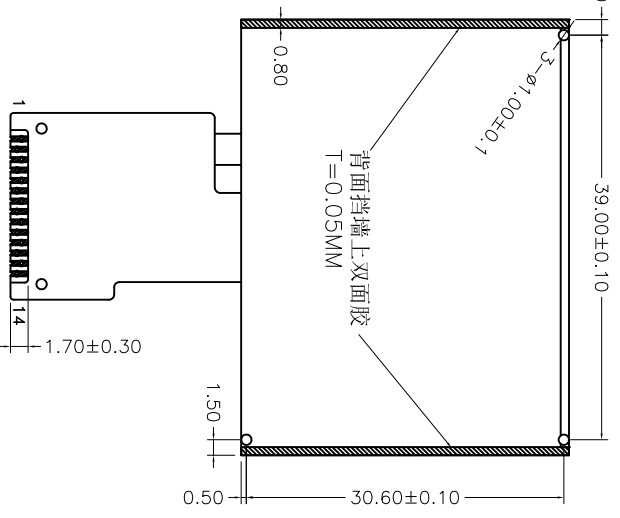
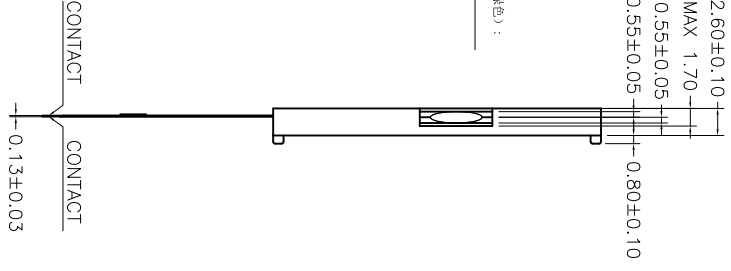
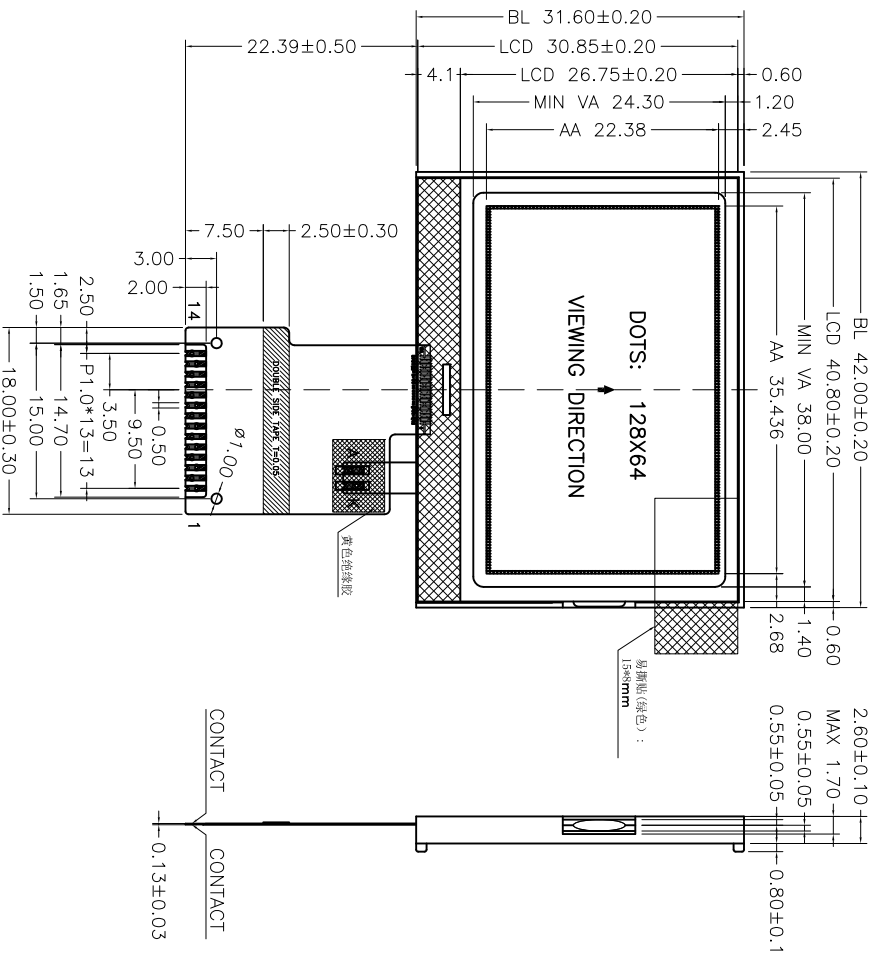


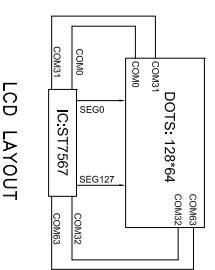
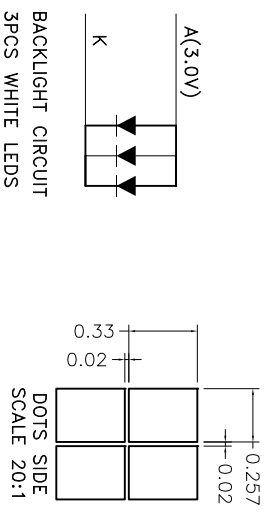
Signature: _____

Date: _____

REV.	DESCRIPTION	REVISER	DATE
A0	First issue	luojinwei	2015.01.08
A1	半透改为全透	luojinwei	2015.01.12



PIN	SYMBOL
1	LED-A
2	LED-K
3	GND(ESD)
4	CSB
5	RESET
6	A0
7	SCL
8	SDA
9	VDD
10	VSS
11	V0
12	XV0
13	VG
14	GND(ESD)



LUMMAX ELECTRONICS CO.,LTD

Unspecified Tolerance:	±0.20	UNITS: mm	DATE:	MODEL NUMBER:	PROJECTION	SHEET:
DESIGN BY:	luojinwei	2015.01.08	HFG12864-175-PTDSW-R-A1			1 OF 1
CHECKED BY:						DATE: 2015.01.08

- Specifications: (A1)
1. Display Mode: FSTN/Transmissive/Positive.
 2. Viewing Angle: 6 0'clock.
 3. Drive Method: 1/64 Duty, 1/9 Bias, Vop=8.7V, Vdd=3.0V.
 4. Top: -20°C~+70°C, Tst: -30°C~+80°C.
 5. Connector: COG+FPIC.
 6. Drive IC: ST7567
 7. Backlight: 3PCS WHITE LEDs, If=45mA & Vf=3.0±0.10V
 8. With " * " Mark Dimensions Are Important Dimensions.