All Pages Of This Edition Approved			
Signature:		Date:	

由 Autodesk 教育版产品制作

REV.	DESCRIPTION	REVISER	DATE
A0	First issue	luojinwei	2014.06.02

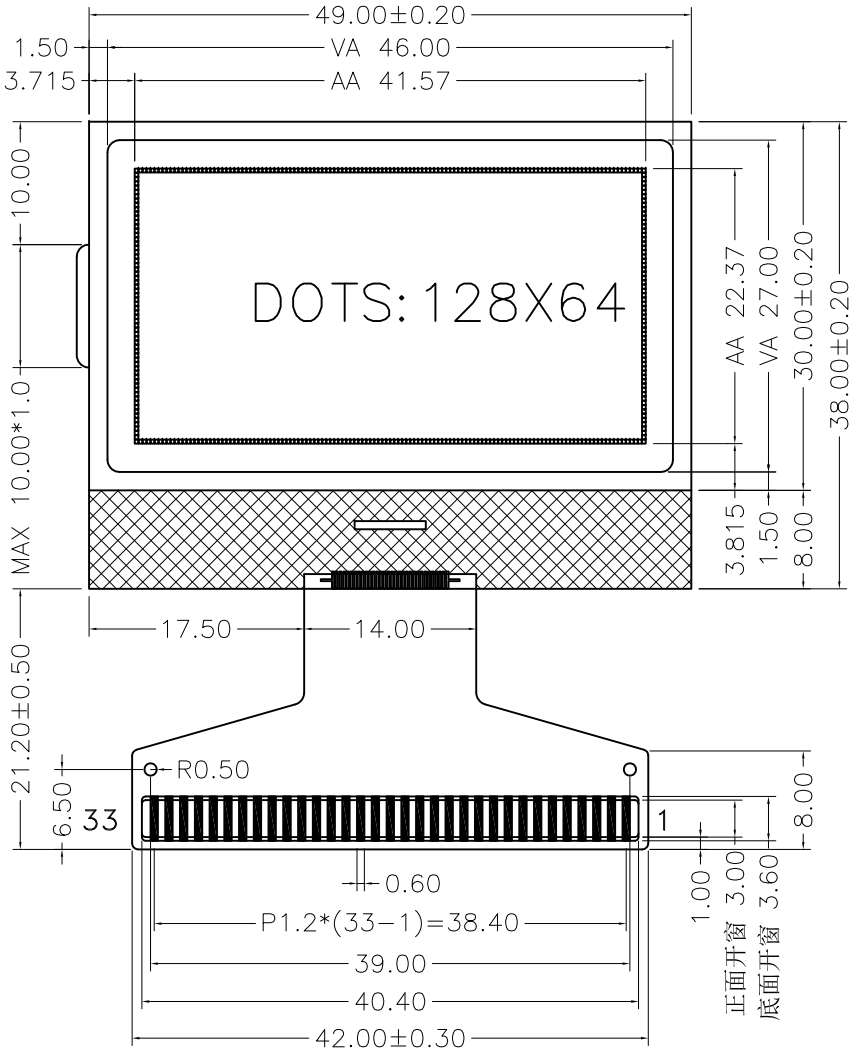

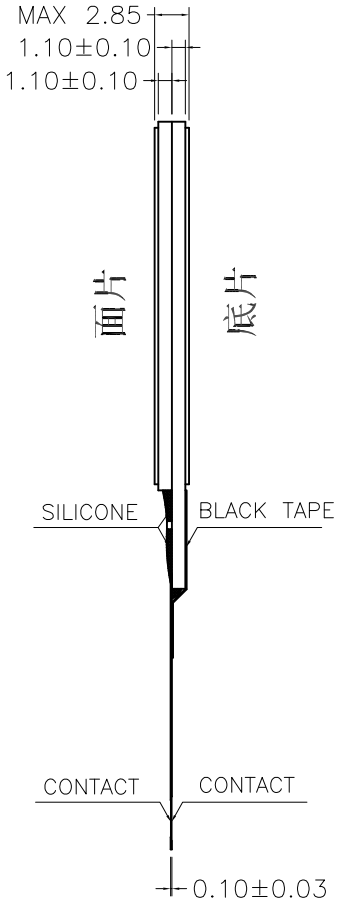

PIN	SYMBOL	PIN	SYMBOL
1	/CS1	18	CAP3+
2	/RES	19	CAP1−
3	A0	20	CAP1+
4	/WR	21	CAP2+
5	/RD	22	CAP2−
6	VDD	23	V4
7	D0	24	V3
8	D1	25	V2
9	D2	26	V1
10	D3	27	V0
11	D4	28	VR
12	D5	29	VSS/TEST0
13	D6	30	C86
14	D7	31	P/S
15	VDD	32	IRS
16	VSS	33	NC
17	VOUT	34	

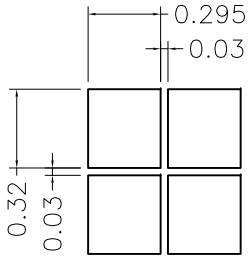

DOTS SIDE
SCALE 20:1

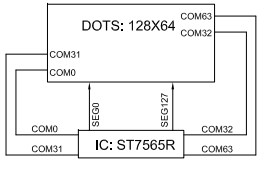

LCD LAYOUT

Specifications:
1. Display Mode: STN/Y-G,Transmissive/Positive.
2. Viewing Angle: 12 0'clock.
3. Drive Method: 1/65 Duty 1/9 Bias, Vop= 9.0V, Vdd= 3.0V.
4. Top: −10°C~+60°C, Tst: −20°C~+70°C.
5. Connector: COG+FPC.
7. Drive IC: ST7565R
8. With" * " Mark Dimensions Are Important Dimensions.

LUMMAX ELECTRONICS CO.,LTD

Unspecified Tolerance:	±0.20	UNITS: mm	DATE:	MODEL NUMBER : HSG6642-PTUN-R-A0		SHEET: 1 OF 1
DESIGN BY:		luojinwei	2014.06.02			
CHECKED BY:						DATE: 2014.06.02
APPROVED BY:				DO NOT SCALE THIS DRAWING.	PROJECTION	

由 Autodesk 教育版产品制作
由 Autodesk 教育版产品制作
由 Autodesk 教育版产品制作