由 Autodesk 教育版产品制作

All Pages Of This Edition Approved			
Signature:		Date:	

REV.	DESCRIPTION	REVISER	DATE
A0	First issue	Liu Gong	2016.10.12

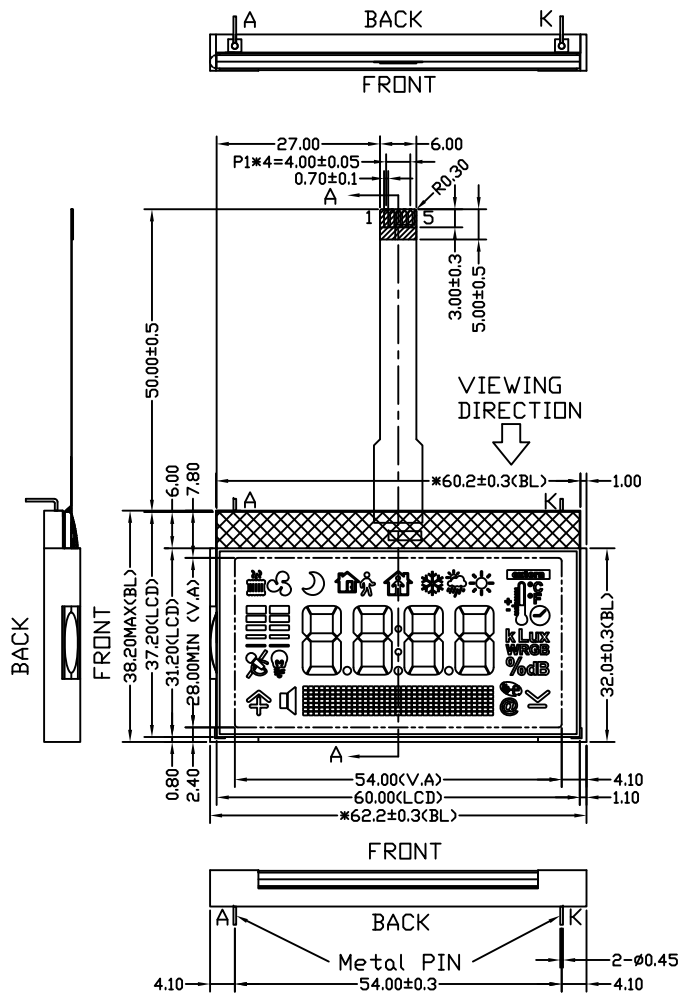

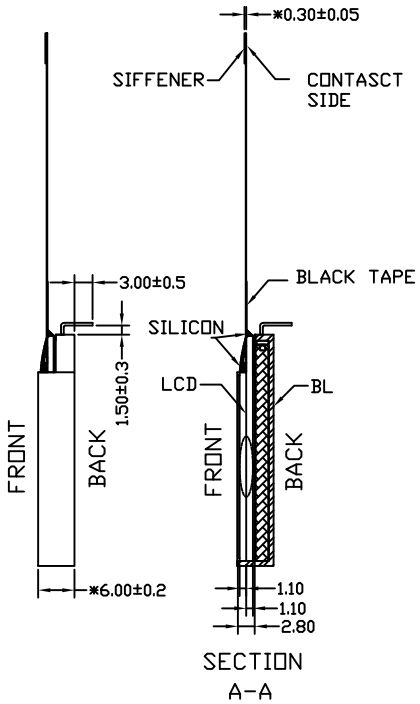

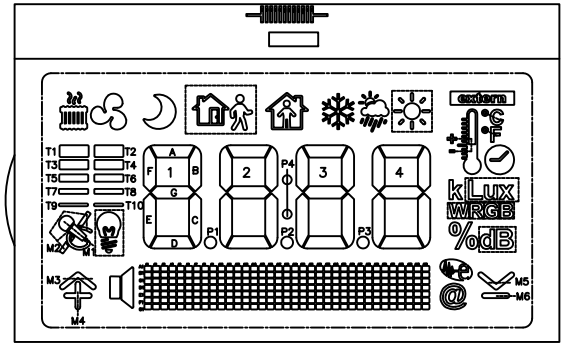

NOTE:
ABOUT 16 PCS Crosspoints in The V.A
(0.05mm X 0.05mm)

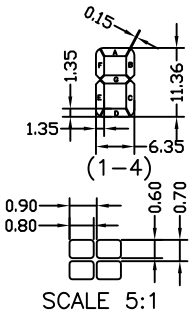

PIN	S79	S78	S77	S76	S75	S74	S73	S72	S71	S70	S69	S68	S67	S66	S65	S64	S63	S62	S61	S60	S59	S58	S57	S56	S55	S54	S53	S52
BP1	G1A18	G1A17	G1A16	G1A15	G1A14	G1A13	G1A12	G1A11	G1A10	G1A9	G1A8	G1A7	G1A6	G1A5	G1A4	G1A3	G1A2	G1A1	M3	M2	T3	T4		B1A1	B1A2	B1A3	B1A4	B1A5
BP3	D1A18	D1A17	D1A16	D1A15	D1A14	D1A13	D1A12	D1A11	D1A10	D1A9	D1A8	D1A7	D1A6	D1A5	D1A4	D1A3	D1A2	D1A1	M4	M1	T1	T2		C1A1	C1A2	C1A3	C1A4	C1A5
BP0	E1A18	E1A17	E1A16	E1A15	E1A14	E1A13	E1A12	E1A11	E1A10	E1A9	E1A8	E1A7	E1A6	E1A5	E1A4	E1A3	E1A2	E1A1		T9	T5	T6		A1A1	A1A2	A1A3	A1A4	A1A5
BP2	F1A18	F1A17	F1A16	F1A15	F1A14	F1A13	F1A12	F1A11	F1A10	F1A9	F1A8	F1A7	F1A6	F1A5	F1A4	F1A3	F1A2	F1A1		T10	T7	T8		1E	1F	1D	1G	1A
PIN	S51	S50	S49	S48	S47	S46	S45	S44	S43	S42	S41	S40	S39	S38	S37	S36	S35	S34	S33	S32	S31	S30	S29	S28	S27	S26	S25	S24
BP1	B1A6	B1A7	B1A8	B1A9	B1A10	B1A11	B1A12	B1A13	B1A14	B1A15	B1A16	B1A17	B1A18	B1A19	B1A20	B1A21	B1A22	B1A23	B1A24	B1A25	B1A26	B1A27	B1A28	B1A29	B1A30	B1A31	B1A32	B1A33
BP3	C1A6	C1A7	C1A8	C1A9	C1A10	C1A11	C1A12	C1A13	C1A14	C1A15	C1A16	C1A17	C1A18	C1A19	C1A20	C1A21	C1A22	C1A23	C1A24	C1A25	C1A26	C1A27	C1A28	C1A29	C1A30	C1A31	C1A32	C1A33
BP0	A1A6	A1A7	A1A8	A1A9	A1A10	A1A11	A1A12	A1A13	A1A14	A1A15	A1A16	A1A17	A1A18	A1A19	A1A20	A1A21	A1A22	A1A23	A1A24	A1A25	A1A26	A1A27	A1A28	A1A29	A1A30	A1A31	A1A32	A1A33
BP2	1C	1B	P1	2E	2F	2D	2G	2A	2C	2B	P2	P4		3E	3F	3D	3G	3A	3C	3B	P3	4E	4F	4D	4G	4A	4C	4B
PIN	S23	S22	S21	S20	S19	S18	S17	S16	S15	S14	S13	S12	S11	S10	S9	S8	S7	S6	S5	S4	S3	S2	S1	S0				
BP1	B1A34	B1A35		°C	G	%		G1A35	G1A34	G1A33	G1A32	G1A31	G1A30	G1A29	G1A28	G1A27	G1A26	G1A25	G1A24	G1A23	G1A22	G1A21	G1A20	G1A19				
BP3	C1A34	C1A35			B	dB	M6	D1A35	D1A34	D1A33	D1A32	D1A31	D1A30	D1A29	D1A28	D1A27	D1A26	D1A25	D1A24	D1A23	D1A22	D1A21	D1A20	D1A19				
BP0	A1A34	A1A35		°F	R	W	M5	E1A35	E1A34	E1A33	E1A32	E1A31	E1A30	E1A29	E1A28	E1A27	E1A26	E1A25	E1A24	E1A23	E1A22	E1A21	E1A20	E1A19				
BP2					Lux	k		F1A35	F1A34	F1A33	F1A32	F1A31	F1A30	F1A29	F1A28	F1A27	F1A26	F1A25	F1A24	F1A23	F1A22	F1A21	F1A20	F1A19				

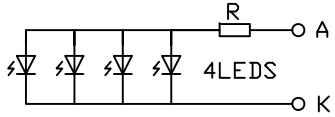

Constant Current: 40mA, 3.1V±0.2V(REF)
BackLight Driver Circuit Dagram

PIN	SYMBOL
1	SDA
2	SCL
3	VDD
4	VSS
5	VLCD

Specifications:

1. Display Mode: VA/Black/Transmssive/Negative.
2. Viewing Angle: 12:00'clock.
3. Drive Method: 1/4 Duty, 1/3 Bias, Vlcd=3.3V, VDD=3.3V.
4. Backlight Type: 3.1V, 40mA (4 LEDS).
5. Top: 0°C~+50°C, Tst: -20°C~+70°C.
6. Connector: COG+FPC.
7. Drive IC: PCF8533(I2C)
8. Customer P/N: CGS320A01-VFW-R
9. With" * " Mark Dimensions Are Important Dimensions.

LUMMAX ELECTRONICS CO.,LTD

Unspecified Tolerance:	±0.20	UNITS: mm	DATE:	MODEL NUMBER : HEG88320-01-NTUSW-R		SHEET:	1 OF 1
DESIGN BY:		Liu Gong	2016.10.12			NAME:	LCM
CHECKED BY:							
APPROVED BY:				DO NOT SCALE THIS DRAWING.	PROJECTION		

由 Autodesk 教育版产品制作
由 Autodesk 教育版产品制作
由 Autodesk 教育版产品制作